



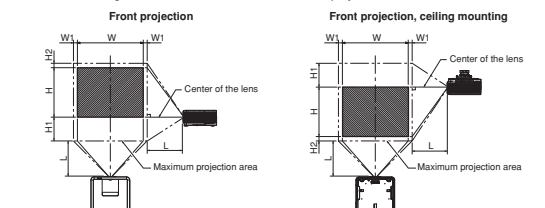
Specifications

Model	WD8200U	XD8100U															
Display technology	0.65" 1chip DMD, 12" LVDS, Dark chip 2™ with DDP3020(F)	0.7" 1chip DMD, 12" LVDS, Dark chip 3™ with DDP3020(F)															
Resolution	1280 x 800 (Total 1,024,000 pixels)	1024 x 768 (Total 786,432 pixels)															
Brightness	Dual-lamp : 6500 lm Single lamp : 3250 lm	Dual-lamp : 7000 lm Single lamp : 3500 lm															
Contrast ratio*1	2000 : 1 (on/off)																
Projection lens*1	f=24.5-33.1mm, F=2.0-2.4																
Zoom / focus*1	Powered focus / zoom (zoom ratio 1.35 : 1)																
Picture size	40°-300° (100°=3.8m)	40°-300° (100°=3.5m)															
Source lamp*2	<table border="1"> <thead> <tr> <th>Dual / Single</th> <th>Lamp mode</th> <th>hour</th> </tr> </thead> <tbody> <tr> <td>Dual</td> <td>Normal</td> <td>2,000 hours</td> </tr> <tr> <td>Dual</td> <td>Low</td> <td>4,000 hours</td> </tr> <tr> <td>Single</td> <td>Normal</td> <td>4,000 hours</td> </tr> <tr> <td>Single</td> <td>Low</td> <td>8,000 hours</td> </tr> </tbody> </table>		Dual / Single	Lamp mode	hour	Dual	Normal	2,000 hours	Dual	Low	4,000 hours	Single	Normal	4,000 hours	Single	Low	8,000 hours
Dual / Single	Lamp mode	hour															
Dual	Normal	2,000 hours															
Dual	Low	4,000 hours															
Single	Normal	4,000 hours															
Single	Low	8,000 hours															
Computer compatibility	Resolution : 640 x 400 - 1920 x 1200 True ; 1280 x 800, Sync-on-Green available	Resolution : 640 x 400 - 1920 x 1200 True ; 1024 x 768, Sync-on-Green available															
Video compatibility	NTSC / NTSC 4.43 / PAL (including PAL-M, N) / SECAM / PAL-60 Component video ; 480i(p/525i)p, 576i(p/625p), 720p(750p 50/60Hz), 1080i(1125i 50/60Hz), 1080p(1125p 50/60Hz) SCART (RGB + 1V sync, only mini D-sub 15-pin Terminal)																
Input terminals	PC ; 5 BNC x 1, mini D-sub 15-pin x 1, DVI-D(with HDCP) x 1 Video ; BNC x 1, S-Video (4-pin) x 1, HDMI (Ver 1.3, Deep Color) x 1																
Communication terminals	LAN (RJ-45) : x 1 (projector control), RS-232C (in) ; D-Sub 9pin(male) x 1 (direct command is available), RS-232C (out) ; D-sub 9-pin(male) x 1 (direct command is available.) Wired remote (in) ; x 1 (φ3.5mm stereo mini jack), Wired remote (out) ; x 1 (φ3.5mm stereo mini jack), Remote ; D-sub 9-pin(female) x 1																
Dimensions (W x H x D)	490 x 201 x 421mm / 19.3 x 7.9 x 16.6 inch (exclude detachable terminal cover and protrusion)																
Weight	16.0kg / 35.3lbs (exclude detachable terminal cover)																
Power supply	AC 100 - 240 V, 50/60 Hz																

*1 Varies depending on conditions. *The above specifications are for the standard lens model only. Specifications are different for lens-less models. * Compliant with ISO21118 - 2005. * SXGA, XGA and SVGA are registered trademarks of IBM Corporation. * All brand names and product names are trademarks, registered trademarks or trade names of their respective holders. *2 It's an estimated life time and the lamp is to be shut off upon the arrival. Lamp life refers to the average time required for brightness to be reduced by half, and not the time specified in the warranty. Service life may vary widely depending on the environment and conditions, and whether or not cleaning and other maintenance procedures are followed.

Screen Size and Projection Distance

Refer to the following table to determine the screen size and projection distance.



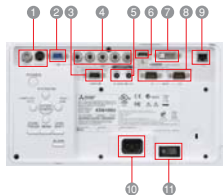
■ WD8200U															
Image (WXGA 16: 10)			Distance from Screen			Default Height		Movable V Position			Movable H Position				
Diagonal (mm)	Width (mm)	Height (mm)	Screen Width (mm)	Screen Height (mm)	Corner (mm)	Projected Image (mm)	H1 (mm)	H2 (mm)	H1 (mm)	H2 (mm)	W1 (mm)	W2 (mm)			
40	102	34	86	21	54	58	1.5	80	2.0	0	0	10 ← 0 → 5	25 ← 0 → 12	3 ← 0 → 3	9 ← 0 → 9
60	152	51	129	32	81	88	2.2	121	3.1	0	0	15 ← 0 → 7	37 ← 0 → 17	5 ← 0 → 5	13 ← 0 → 13
80	203	68	172	42	108	118	3.0	162	4.1	0	0	19 ← 0 → 9	49 ← 0 → 23	7 ← 0 → 7	17 ← 0 → 17
100	254	85	215	53	135	148	3.8	203	5.2	0	0	24 ← 0 → 11	62 ← 0 → 29	9 ← 0 → 9	22 ← 0 → 22
150	381	127	323	79	202	224	5.7	306	7.8	0	0	36 ← 0 → 17	92 ← 0 → 43	13 ← 0 → 13	33 ← 0 → 33
200	508	170	431	106	269	299	7.6	408	10.4	0	0	49 ← 0 → 23	123 ← 0 → 58	17 ← 0 → 17	44 ← 0 → 44
250	635	212	538	132	337	375	9.5	-	-	0	0	61 ← 0 → 28	154 ← 0 → 72	21 ← 0 → 21	55 ← 0 → 55
300	762	254	646	159	404	450	11.4	-	-	0	0	73 ← 0 → 34	185 ← 0 → 86	26 ← 0 → 26	65 ← 0 → 65

■ XD8100U															
Screen (XGA 4: 3)			Distance from Screen			Default Height		Movable V Position			Movable H Position				
Diagonal (mm)	Width (mm)	Height (mm)	Screen Width (mm)	Screen Height (mm)	Corner (mm)	Projected Image (mm)	H1 (mm)	H2 (mm)	H1 (mm)	H2 (mm)	W1 (mm)	W2 (mm)			
40	102	32	81	24	61	54	1.4	74	1.9	0	0	12 ← 0 → 2	30 ← 0 → 6	3 ← 0 → 3	8 ← 0 → 8
60	152	48	122	36	91	82	2.1	112	2.8	0	0	18 ← 0 → 3	46 ← 0 → 9	5 ← 0 → 5	12 ← 0 → 12
80	203	64	163	48	122	110	2.8	150	3.8	0	0	24 ← 0 → 4	61 ← 0 → 11	8 ← 0 → 8	16 ← 0 → 16
100	254	80	203	60	152	138	3.5	189	4.8	0	0	30 ← 0 → 6	76 ← 0 → 14	8 ← 0 → 8	20 ← 0 → 20
150	381	120	305	90	229	208	5.3	284	7.2	0	0	45 ← 0 → 8	114 ← 0 → 21	12 ← 0 → 12	30 ← 0 → 30
200	508	160	406	120	305	279	7.1	380	9.7	0	0	60 ← 0 → 11	152 ← 0 → 28	16 ← 0 → 16	41 ← 0 → 41
250	635	200	508	150	381	349	8.9	-	-	0	0	75 ← 0 → 14	191 ← 0 → 36	20 ← 0 → 20	51 ← 0 → 51
300	762	240	610	180	457	419	10.6	-	-	0	0	90 ← 0 → 17	229 ← 0 → 43	24 ← 0 → 24	61 ← 0 → 61

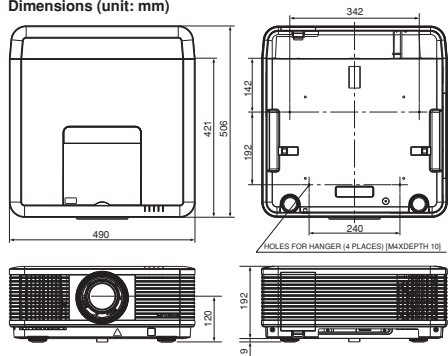
* The above figures are approximate and may be slightly different from the actual measurements.

Connection Terminals

- ① S-Video/Video
- ② PC/Component video input-1
- ③ Remote-1
- ④ PC/Component video input-2
- ⑤ Remote-2 (IN/OUT)
- ⑥ HDMI
- ⑦ DVI-D terminal (with HDCP, DVI-D 24-pin)
- ⑧ Serial RS-232C (I/O)
- ⑨ LAN (RJ-45)
- ⑩ Power in(3-pin with earth terminal)
- ⑪ Main power switch O:Off 1:On



Dimensions (unit: mm)



* The lens focal point is the default set at the time of shipment from the factory.

Options

Optional Lenses		
OL-XD2000FR Rear-projection Short-throw Fixed Lens	OL-XD2000SZ Short-throw Zoom Lens	OL-XD2000LZ Long-throw Zoom Lens
OL-XD2000TZ Telescopic-throw Zoom Lens	OL-XD8000UZ Ultra-telescopic-throw Zoom Lens	CW-FC2 Colour-emphasised colour wheel

The Pinnacle of Digital Projectors

Image Quality, Functionality & Reliability – The bar just got raised a level higher.

XD8100U / WD8200U 

MITSUBISHI ELECTRIC AUSTRALIA
348 Victoria Rd Rydalmere, NSW 2116 Phone: (02) 9684 7777 Fax: (02) 9684 7208

To find out more about the XD8100U/WD8200U and other projectors, visit us at

www.MitsubishiElectric.com.au



Brilliant Support for Various Presentation Venues

including business, education and entertainment



Boardrooms, conference halls



Digital Signage



Auditoriums



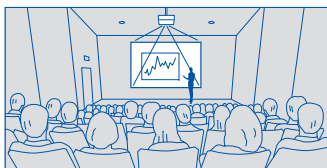
High Brightness

Powerful Large-screen Images in Well-lit Halls/Auditoriums

7000lm High Brightness*

The XD8100U delivers a super bright 7000 lumen* image. A high brightness level is essential for presenting in large meeting rooms and conference halls.

*WD8200U is 6500 lumens.



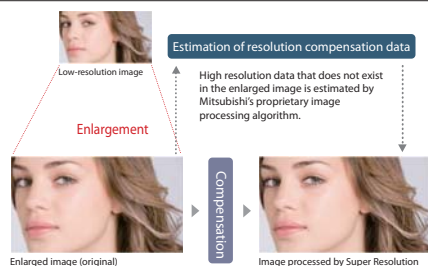
High Image Quality

Original Technologies Reproduce Strikingly Sharp Images

Super Resolution

This innovative advanced image processing algorithm is a product of Mitsubishi Electric.

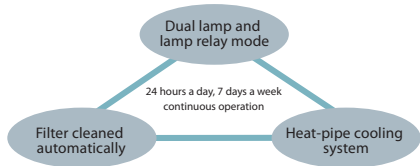
The technology analyses blurred components of the original images, estimates the high-resolution data not provided in the original signal and corrects the image quality. The result is the clear projection of images such as people's faces in fine detail.



High Reliability

Durable and Reliable – Confident Non-stop Use Year-round

The dual lamp system and lamp relay function enable continuous operation with no risk of the image going out. Dust resistance and cooling performance are greatly enhanced by the automated self-cleaning filter and heat-pipe cooling system technologies that have proven so successful in Mitsubishi air conditioners, enabling extended continuous use for monitoring and digital signage applications.



Lamp Relay Mode

A dual lamp light source offers numerous advantages. Key benefits include the fact that the lamps can be rested (turned off) alternately during long-term usage, ensuring continuous projection. Additionally, if one of the lamps goes out, there is an automatic back-up function that activates the other lamp, enabling nonstop projection with no interruption.

Automatic Self-Cleaning Filter

For the XD8100U and WD8200U, we've utilised the same mechanism (mesh filter and cleaning brush) that has a proven track record in Mitsubishi Electric air conditioners and air purifiers.

It automatically prevents dust from building up in the radiator of the heat-pipe cooling unit for the digital micromirror device (DMD), thereby ensuring trouble-free use for extended periods of time.



Heat-pipe Cooling System

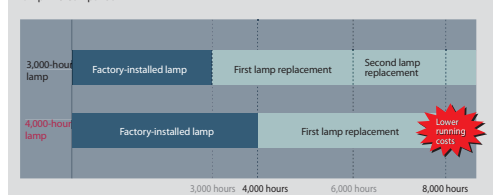
Compared to liquid-cooling systems, the heat-pipe cooling system has a simpler structure and does not require a power supply, enabling cost reductions and a compact design. Not only is it highly reliable, other benefits include exceptional energy savings and lower operating noise.

Long 4000hrs Lamp Life

Designed with a lamp temperature controlling system, the XD8100U and WD8200U can support an estimated lamp rating of up to 4000 hours (8000 hours in single-lamp mode). The long estimated lamp life makes for dramatic reductions in overall cost of ownership by decreasing the frequency of lamp replacements.



Lamp Life Comparison



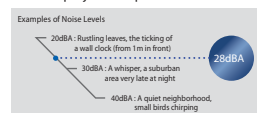
Lamp life is an estimated period based on verification under proper operating conditions and is not related to the duration of the warranty. The lamp will turn-off automatically when usage has reached the specified maximum lamp hours. Service life may vary widely depending on usage and operating environment conditions, as well as adherence to the maintenance and cleaning procedures provided in the User's Manual.

Imagine a long presentation or seminar in a large, bright room like a hall or auditorium. The impact of that presentation will depend on the performance of the projector you use. To ensure that nothing goes wrong, these projectors are equipped with digital light processing (DLP™) technology that reproduces high-definition images in high contrast and with superior brightness. Built for durability and easy installation and maintenance, they last and last with minimal upkeep. Both models are equipped with dual lamps, allowing the continuous projection of images for long periods of time together with greatly increased reliability. For installation models, our aim was to ensure the advanced level of performance essential for such units.

Ample Features for Increased Expressiveness and Operation Ease

Ultra Quiet 28dBa Operation

Fan noise during projector operation can be distracting during a presentation or videoconference. The XD8100U and WD8200U projectors operate at a significantly low noise level of only 28dBa (i.e., using a single lamp in "low lamp" mode). As a result, presentations and conferences can be held without distracting projector noise in the background.



Natural Colour Matrix (NCM)


In addition to conventional red (R), green (G) and blue (B) colour gradations, the intermediate colours of yellow (Y), magenta (M) and cyan (C) can each be controlled independently. Accentuating specified colours according to need allows for the reproduction of vivid colour tones one step closer to natural.

Geometric Correction

Keystone Correction: Trapezoidal distortion caused when the projector is not positioned directly in front of the screen can be corrected in both vertical and horizontal directions.

Cornerstone Correction

Pixel conversion is used to correct trapezoidal and diagonal distortion that causes oblique images, ensuring the proper aspect ratio.




Curved Surface Projection Correction

These projectors are equipped with a function for correcting distortion that occurs when projecting images onto curved surfaces. This advanced feature is practical for unique applications such as projecting images onto curved or round pillars at special event sites.

Edge Blending and Colour Matching

Edge Blending

Edge blending creates a seamless image by adjusting the brightness at adjoining edges when using multiple projectors side-by-side to reproduce single widescreen images.




Multiple projectors side-by-side



Colour Matching

The colour matching function corrects variations in the colour reproduction by each projector when multiple projectors are used simultaneously. This colour homogenisation enables the integrated display of images.



Modern Design

A stylish white-toned projector shell was chosen in consideration of use in ceiling-mounted installations. Additionally, the detachable terminal cover hides projector cabling, showing the ingenuity incorporated to ensure an appealing unit that matches most interior spaces.



Terminal Cover

Interchangeable Colour Wheel Optional

Choose between two colour wheels, one accentuating colour and the other emphasising brightness. This interchangeability enables a more appropriate expression of the images being reproduced.

360° Projection

Images can be projected over a full 360° range along the vertical axis* including reproduction on the ceiling or floor.



*Excluding use in high-altitude mode.

Remote Control to Match the Installation

ID-compatible Remote Control

ID settings for up to 63 projectors are possible. Setting the IDs allows control of each individual projector when multiple projectors are installed.

Control Projector from Remote Locations

Control operations remotely up to 30m from the projector when using the wireless remote controller (must be standing in front of the projector). When using the wired remote controller, projector operation is possible at a distance of up to 100m.* These options give the presenter the ability to move more freely at big venues, such as a large meeting rooms or auditoriums.

*Depends on cable performance.

Network Connectivity

Projectors are equipped with a RJ-45 LAN terminal for remote operation. Additionally, when used with Crestron® software, integrated control of up to 250 projectors including power on/off control, message display and confirmation of lamp service hours is possible using RoomView™/e-Control™. Both projectors are equipped with AMX Device Discovery for simplified device management and are compatible with PJLink™.



The trademark of PJLink is trademark applied for registration or registered trademark in Japan, the United States, and other countries and areas.

Stand-by Mode under 0.3W*

Stand-by (low) mode power consumption is less than 0.3W, offering increased energy savings and further contributing to environmental preservation.

*When in stand-by (low) mode. At this time, use of the LAN function, RS-232C output and Remote 1 is not possible.

- Motorised lens shift
- 2-Screen mode (PinP: XD8100U / Split: WD8200U)
- Test pattern
- Mechanical shutter
- Direct power off
- Side lamp replacement
- Closed caption support
- High-altitude mode (2,000 to 2,700 m)
- OSD menu multilingual compatibility (19 languages*)

*Previous languages: Chinese, English, French, German, Italian, Japanese, Korean, Polish, Portuguese, Russian, Spanish, Swedish. Languages added: Dutch, Indonesian, Malaysian, Norwegian, Thai, Turkish, Vietnamese