



TITAN WUXGA Pro Series II

TITAN WUXGA 660 • TITAN WUXGA 660 *Ultra Contrast* TITAN WUXGA 330-L • TITAN WUXGA 330-P



PERFORMANCE SPECIFICATIONS

Brightness (±10%)

WUXGA-660: 12,000 ANSI Lumens
WUXGA-660 UC: 6,000 ANSI Lumens
WUXGA-330-L: 7,000 ANSI Lumens
WUXGA-330-P: 7,000 ANSI Lumens

Contrast Ratio (±10%)

WUXGA-700: 2000:1
WUXGA-700 UC: 5000:1
WUXGA-330-L: 2000:1
WUXGA-330-P: 2000:1

Display Type

3 x .95" Darkchip WUXGA DMD™ with Fast Transit Pixels for smooth greyscale and improved contrast

DMD Specification

1920 x 1200 pixels native, 12° tilt angle

Fill Factor

87%

Sealed Optics at DMD™ Interface

Protects DMD's™ from optical contamination

Source Compatibility

- Composite, s-video, and color difference video standards
- RGB graphics standards up to 1920 x 1200
- DVI standards with HDCP compliance
- High definition RGB and color difference standards
- High definition / standard definition serial digital formats (SD/HD-SDI)

Video Processing

- Enhanced 7 point color correction
- Xenon Color Mode - User selectable yellow notch filter and xenon-color mode processing, enable the projector to closely replicate xenon lamp spectral performance.
- Class leading Video de-interlacing/processing of SD and HD sources using auto 3:2 and 2:2 extraction, ruggedized for editing discontinuities
- Pixel-based motion adaptive interpolation
- User selectable preset, parametric de-gamma and user downloadable de-gamma
- Frame Delay: as low as 1 frame, source dependant
- Auto mode selection - plug and play setup

Network Connection

LAN via RJ 45, Wireless 802.11b, full protocol feature set

Lamp Type

Dual HID modules (2 x 350W)

Lamp Life (typical)

2000 hours / 4000 hours

Lens Mount

Zoom: Motorized horizontal and vertical lens shift, zoom and focus,
Fixed: Manual Focus.

Lens Shift (maximum)

Fixed 1.12 and Zoom Lenses:

Vert: +0.7, -0.5 frame

Hor: ±0.1875 frame

0.67 Fixed lens:

Vert: ±0.1 frame; Hor: ±0.1 frame

Lens Options

- 0.67 :1 fixed
- 1.12 :1 fixed (1.2-2.0m throw)
- 1.12 :1 fixed (3-15m throw)
- 1.39-1.87 :1 zoom
- 1.87-2.56 :1 zoom
- 2.56-4.16 :1 zoom
- 4.16-6.96 :1 zoom
- 1.12:1 Lenses include manual aperture
- High-contrast lenses available for 0.67:1 and all zoom lenses

Mechanical Mounting

- Front or rear table; Front or rear ceiling (ceiling mount optional)
- Rugged, staging tolerant chassis with integrated handles
- Optional rigging /stacking frame with integrated pitch, roll and yaw adjustments

Weight (chassis only)

68 lbs (31kg)

Overview

Digital Projection International (DPI), Texas Instruments' first DLP™ partner and the original innovator of the 3-chip DLP™ projector, proudly introduces new 3-chip 1920 x 1200 resolution displays. The TITAN WUXGA and WUXGA *Ultra Contrast* Pro Series II displays offer additional image height for a variety of applications.

Producing a massive 12,000 lumens from a lean 68 lbs. chassis, the dual lamp WUXGA-660 and WUXGA-660 *Ultra Contrast* displays employ the latest in Texas Instruments' 1080p dark chip, 3-chip DLP™ technology. Compact, robustly built and ultra-quiet for their performance class, TITANs are unmatched solutions for staging, command and control, visualization, business, and educational venues. For staging, the TITAN can be ordered with DP's RapidRig™ flying and stacking frame, which provides integrated pitch, roll and yaw adjustments, simplifying installation and alignment accuracy.

Other key benefits of the TITAN WUXGA line include:

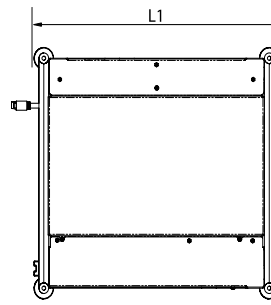
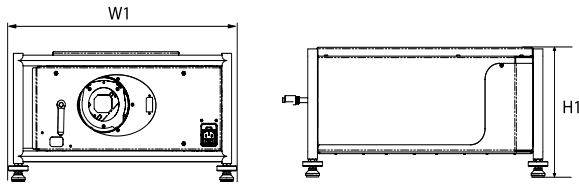
- DP's *NextGen* electronics, featuring class leading de-interlacing with SD and HD sources processed using auto 3:2 and 2:2 extraction
- Minimal video delay from input to screen - as low as 1 frame, depending on source
- Sealed optics to protect DMD's and other focal plane components from airborne contaminants
- Seven user-selectable inputs, including HDCP compliant DVI plus SD/HD-SDI
- ColorMax calibration capabilities including enhanced seven-point color correction for broader color space and accurate color alignment
- User selectable Xenon-color mode processing, which enables the projector to closely replicate the spectral performance of a Xenon lamp
- Dual high intensity discharge lamps, which can be run individually or simultaneously, with a typical life of up to 2000 hours per lamp
- A range of precision optics with extended lens shift, compatible with all TITAN and LIGHTNING sx+ and 1080p models
- DP's CoolTek engineering, which delivers the highest lumen performance with the lowest thermal (BTU) and noise level (dB) output
- Intelligent Lens Mount (ILM) - provides the ability for the user to program up to 10 distinct presets for lens zoom, focus and shift. The ILM presets can be assigned and automatically recalled, by source and input

The TITAN WUXGA-660 and TITAN WUXGA-660 *Ultra Contrast* Pro Series II displays are priced and sized for every venue and everyday use - bringing the precision of Digital Projection to your venue.

INPUT CAPABILITIES

Type	Connector	Quantity
Composite	BNC	1
S-Video	4-pin mini DIN	1
Component Interlaced/Std def Y, Cr/Pr, Cb/Pb, S	BNCx4	1
Graphics Progressive RGB/Progressive Interlaced Hi def Y, Cr/Pr, Cb/PB	BNCx5	1
RGBHV (Progressive)	D sub (15-pin)	1
Digital RGB	DVI	1
Serial-Digital SD/HD-SDI (SMPTE 259M/292M)	BNC	1

TITAN Pro Series II



DIGITAL PROJECTION



TITAN WUXGA-660 side panel



shown with optional rigging frame

Projector Dimensions

330-L, 330-P, 660 Series & Ultra Contrast





Projector dimensions (in)

L1 25.4 W1 21.4 H1 10

Projector dimensions (mm)

L1 645.4 W1 543.5 H1 253.5

ADVANCED TECHNICAL SPECIFICATIONS

PARAMETERS	   
Native Color Temperature	6500°K ±1000°K; white balance-adjustment: 3000°K to 10000°K User selectable Xenon-like colorimetry using dynamic optical and electronic enhancement.
HDTV Formats Supported	1080i (50Hz, 60Hz), 1080p (24Hz, 25Hz, 30Hz, 50Hz, 60Hz), 1080 24sf, 720p (50, 60Hz), 480i, 480p
Scan Rates Supported	Horizontal: 15kHz to 100kHz / Vertical: 24Hz to 85Hz
Remote Control	Addressable IR remote control, wireless and wired with loop-through / On board invertable keypad
Automation Control	LAN connection via RJ45 / RS232 9-pin D type
Operating/Storage Temperature	Operating: 0 to 40°C / Storage: -10 to 50°C
Operating Humidity	20 to 80% non-condensing
Thermal Dissipation	2,900 BTU/hr
Fan Noise	Less than 45dBA
Power Requirements	100-240 VAC ±10%, 50/60Hz single phase
Power Consumption	950 watts maximum

Projectors

TITAN WUXGA-660
TITAN WUXGA-660 *Ultra Contrast*
TITAN WUXGA-330-S
TITAN WUXGA-330-P

Part

111-014A
111-015A
111-012A
110-916A

Accessories

330 & 660 Watt Lamp & Housing* (2 required for 660)
RapidRig™ Frame
TITAN 660/UC Series Adjustable Ceiling Mount
Infrared Remote (Replacement)
* Includes high-performance replacement air filter(s)

Part

109-319
107-956
108-499
105-023

Lenses

0.67:1
1.12:1
1.12:1 (short)
1.16 - 1.49:1
1.39 - 1.87:1
1.87 - 2.56:1
2.56 - 4.16:1
4.16 - 6.96:1
6.92 - 10.36:1

HB Part

105-607
105-608
105-609
109-236
105-610
105-611
105-612
105-613
109-235

¹ Based on 4-6 hour/day operational profile. Venue and application conditions may impact actual lamp life. See Digital Projection's Product Warranty Statement for details on lamp warranty. Installations requiring horizontal or vertical tilt orientations greater than 15 degrees may reduce the actual operational hours of one of the two lamps.

